

73rd Annual Auckland Inter-Secondary Schools Fleet Racing Regatta

Friday 8th March, 2024

Wakatere Boating Club
Narrow Neck Beach, Auckland

The Organising Authority is the Wakatere Boating Club Inc (WBC) in association with College Sport Auckland.

SUPPLEMENTARY SAILING INSTRUCTIONS

This sheet, including attachments, is a supplement to Appendix S of the Racing Rules of Sailing.

1 RULES (SI 1)

- 1.1 Boats shall at all times observe the Auckland Council Navigation Safety bylaws, in particular section 3.14.1 *Moving Prohibited Zone*. *A moving prohibited zone extending 100m astern and 100m to each side of a vessel and continued at such width to 500m ahead, following the line of the buoyed channel when changing course, is reserved around any vessel of 500 gross tonnage or greater, when that vessel is underway within the pilotage areas of Auckland (excluding Tamaki River) and Manukau. When navigating within a marked channel, the moving prohibited zone to the side of the vessel may be reduced to the width of the marked channel and the zone ahead of the vessel shall follow the line of the marked channel.*
- 1.2 Under RRS 87, Changes to Class Rules the O'pen Skiff class rules are changed as follows:
- All O'pen Skiff sailors are required to wear safety helmets whilst on the water.

2 NOTICES TO COMPETITORS (SI 2)

- 2.1 The Race Office is located in the WBC clubrooms at Narrow Neck Beach.
- 2.2 Notices to competitors will be posted on the official notice board located in main room on the ground floor of the WBC clubrooms and on the College Sport Auckland website – <http://collegesport.co/sports/yachting>

3 SIGNALS MADE ASHORE (SI 4)

- 3.1 Signals made ashore will be displayed on the flagpole located on the main deck in front of the Wakatere Boating Club building.
- 3.2 A boat shall not leave the shore until flag D is displayed. The warning signal will not be made before the scheduled time or less than 20 minutes after flag D is displayed.
- 3.3 SI 4.2 is changed so that "60 minutes" is replaced with "20 minutes."

4 SCHEDULE OF RACES (SI 5)

4.1

Day	Date	Time of First Warning Signal	Max Number of Races
Day 1	Fri 8 th March	1030	4

4.2 On Friday 8th March no warning signal will be made after 1500.

5 CLASS FLAG (SI 6)

The class flag will be as follows:

- Optimist - black Optimist symbol on a white background
- O'pen Skiff - black O'pen Skiff symbol on a white background
- P-Class - black P symbol on a white background
- Starling - red star on a white background
- Laser Radial - red Laser symbol on a white background
- RS Feva - black Feva symbol on a white background
- 420 - blue 420 symbol on a white background
- 29er - black 29er symbol on a white background
- IQ Foil - white F on a red background
- Wingfoiler - a ? symbol on a white background

6 COURSES (SI 7)

6.1 The courses to be sailed, the order in which the marks are to be passed, and the side on which each mark is to be left are shown in Attachment A.

6.2 For some classes an alternative mark 1a and mark 2a will be laid upwind of mark 1 and mark 2 respectively.

If a class is to use the alternate marks 1a and 2a instead of marks 1 and 2, this will be indicated on the course board with the letter "A" next to the course identifier

7 MARKS (SI 8)

The description of the marks is in the table in Attachment A.

8 THE START (SI 9)

8.1 To alert boats that a race will begin shortly, the orange starting line flag will be displayed with one sound at least five minutes before a warning signal is made.

8.2 A boat starting later than four minutes after her starting signal will be scored Did Not Start without a hearing. This changes RRS 35 and A4.1.

9 CHANGE OF COURSE (SI 10)

9.1 Legs of the course will not be changed after the Preparatory Signal. This changes RRS 33, *Changing the Next Leg Of The Course*. Appendix S, SI 10 is deleted.

10 TIME LIMITS (SI 12)

10.1	Target time for first finisher	Finish Window	Race Time Limit
	30 minutes	15 minutes	60 minutes

- 10.2 There is no prescribed time limit for the first boat to pass mark 1. Appendix S, SI 12.2 is deleted.

Any boats still racing but failing to finish within the Finish Window will be given a finishing position based on the last mark they rounded. Their score will be greater than any boat who rounded further marks or who finished. This changes RRS 35, A4 and A5. Appendix S, SI 12.3 is deleted.

12 PENALTY SYSTEM

- 12.1 For the RS Feva, 29er and 420 classes, RRS 44.1 is changed so the Two-Turns Penalty is replaced by a One-Turn Penalty,

For the IQFoil and Wingfoil classes RRS 44.1 will be changed so that the Two-Turns Penalty is changed to a penalty consisting of, upwind, two tacks and downwind, two gybes to be done continuously and as soon as possible after the infraction

13 SAFETY REGULATIONS

- 13.1 Boats not leaving the shore for a scheduled race shall promptly notify the race office. [DP]
- 13.2 The official Check-Out and Check-In Sheets will be located on the main floor of the WBC clubrooms near to the main deck entrance.
- a) Competitors shall individually check-out before racing by personally scanning the QR code on the Official Notice Board. Failure to complete the Check-out process may result in the competitor being scored DNC for all races that day. [DP]
 - b) Competitors shall individually check-in immediately on returning to shore after racing, no later than the protest time limit by personally scanning the QR code on the ONB. [DP]
- 13.3 A boat retiring from racing shall notify the Race Committee before leaving the racing area, or if that is not possible, shall notify the race office as soon as possible after returning ashore. [DP]

14 EQUIPMENT AND MEASUREMENT CHECKS

A boat may be inspected at any time for compliance with class rules and sailing instructions. On the water, a boat may be instructed by a member of the race committee or technical committee to proceed immediately to a designated area for inspection. [DP]

15 TEAM SUPPORT AND COACH BOATS [DP][NP]

- 15.1 Except when requested to participate in rescue operations, team support boats and other support persons shall stay outside areas where boats are racing and are restricted to a 5 knot speed limit, from the time of the preparatory signal until all boats have finished or the race committee signals a postponement or abandonment of all

races. The areas the boats are racing in is defined as the area inside the course and within 50 metres of any mark, lay line, starting line, finishing line or any area where any boat that is racing is sailing or may sail.

- 15.2 All official and support vessels shall always have an engine safety cut out switch (kill cord) attached to the driver while the engine is running unless prior written exemption has been provided by the Organising Authority.

16 LAUNCHING AND STORAGE [DP][NP]

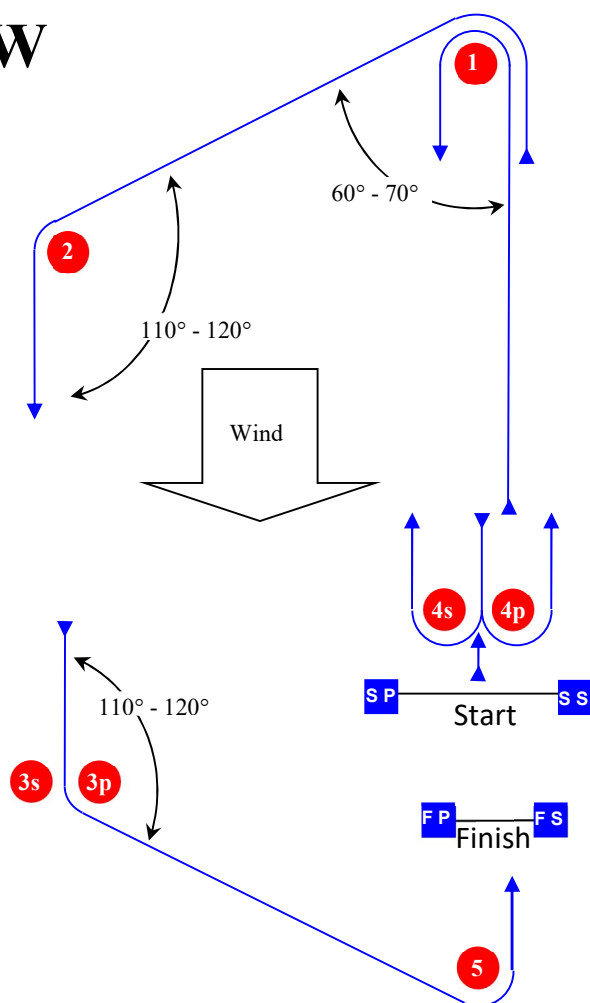
- 16.1 Beach trolleys shall be prominently marked with the boat's class and sail number.
- 16.2 All competing boats shall be launched and retrieved from Narrowneck Beach in front of the WBC clubrooms, unless instructed otherwise by the Organising Authority.
- 16.3 Beach trolleys shall not be left on the beach while competitors are afloat. All trolleys must be stacked neatly on the old roadway in front of the WBC clubrooms and must not obstruct the public walkway or cycle paths.

17 PRIZES

- 17.1 Prizes will be awarded as follows:
- Overall winning school - Epiglass Trophy,
 - 1st, 2nd and 3rd boys/mixed crew in each class - CSA Medals,
 - 1st, 2nd and 3rd all-girl crew in each class - CSA Medals
 - Trophies may be awarded for individual classes,
- 17.2 As a number of the individual trophies have been mislaid over the years, (some have not been presented for a while) the return of all Secondary School Yachting Trophies held by schools or individuals would be greatly appreciated.
- 17.3 Other prizes may be awarded at the discretion of the Organising Authority.

Course Illustration – Trapezoid with beat to finish - separate finish

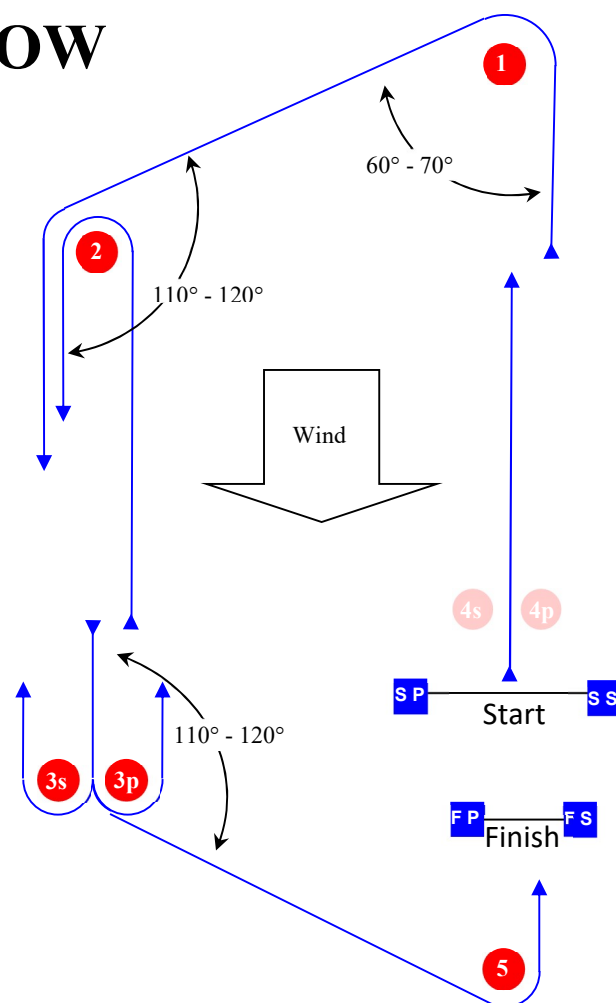
IW



Course: Inner Trapezoid with beat to finish

Signal	Mark Rounding Order
IW1	Start – 1 – 2 – 3p – 5 – Finish
IW2	Start – 1 – 4s/4p – 1 – 2 – 3p – 5 – Finish
IW3	Start – 1 – 4s/4p – 1 – 4s/4p – 1 – 2 – 3p – 5 – Finish
IW4	Start – 1 – 4s/4p – 1 – 4s/4p – 1 – 4s/4p – 1 – 2 – 3p – 5 – Finish

OW



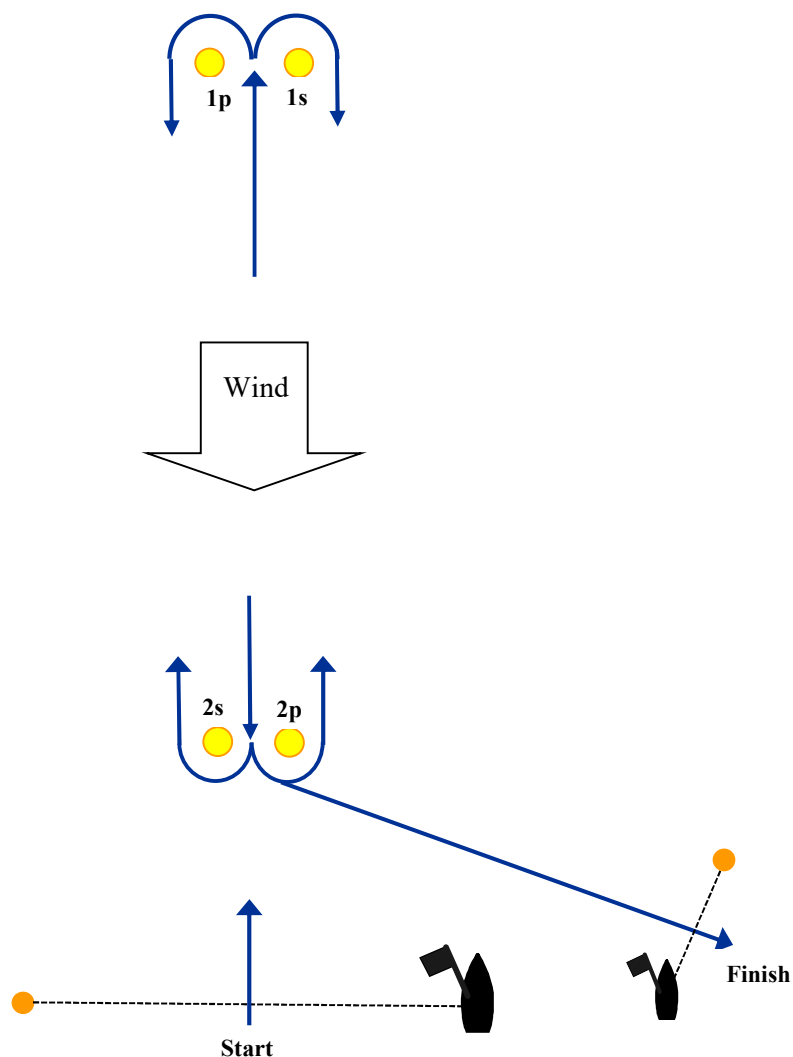
Course: Outer Trapezoid with beat to finish

Signal	Mark Rounding Order
OW2	Start – 1 – 2 – 3s/3p – 2 – 3p – 5 – Finish
OW3	Start – 1 – 2 – 3s/3p – 2 – 3s/3p – 2 – 3p – 5 – Finish
OW4	Start – 1 – 2 – 3s/3p – 2 – 3s/3p – 2 – 3s/3p – 2 – 3p – 5 – Finish

Mark	Description
1 2 3s 3p	Large red/orange cylinders
1a 2a	Large pink cylinders
4s 4p	Large red cylinders
5	Large red cylinders
SS Starting mark starboard end	Wakatere committee boat - Waka
SP Starting mark port end	
FS Finishing mark starboard end	WBC rib
FP Finishing mark port end	Small orange teardrop

Course Illustration – Windward/Leeward with reaching finish

LR



Course-id	Mark Rounding Order
LR1	Start – 1s/1p – 2p – Finish
LR2	Start – 1s/1p – 2s/2p – 1s/1p – 2p – Finish
LR3	Start – 1s/1p – 2s/2p – 1s/1p – 2s/2p – 1s/1p – 2p – Finish
LR4	Start – 1s/1p – 2s/2p – 1s/1p – 2s/2p – 1s/1p – 2s/2p – 1s/1p – 2p – Finish

Mark	Description
1s, 1p, 2s, 2p	Large yellow cylinders
Start mark stbd end	Race committee signal boat
Start mark port end	Orange tear-drop
Finish mark stbd end	Race committee signal boat
Finish mark port end	Orange tear-drop